



BEAVER TECHNOLOGY SERVICES PTY LIMITED

ABN 31 145 199 775
19 Bearing Road Seven Hills NSW 2147 Australia
P.O. Box 672 Seven Hills NSW 1730
Phone (02) 8811 3500
www.btstech.com.au

Certificate of Test & Examination

The results of the tests, calibrations and/or measurements included in this document
are traceable to Australian Standards

Certificate No. BTS00409

Date of Test: 10/09/2014

Customer:

Dotmar Engineering Plastic Products
Unit 1 / 25 Loyalty Road,
North Rocks NSW 2151

Order No. 200-159171-0

Internal Order No: 7644

Product Code: N/A

Quantity: 6

Description: NUVEX Sani Board 1200 x 1200 x 19mm

Distinguishing Marks: N/A

Serial No. N/A

Proof Load Force: 6.7kN

Ultimate limit state load: 10kN

Weight used: N/A

Test Method:

Sample 6 (White - 19mm) – 600mm CO

The DOTMAR test sample shall be tested to the strength requirements of:

- AS 3996 – Appendix C - Load class A.

In this test a 240 x 240 x 25mm structural plywood foot shall be applied to the test piece with a downward vertical force at the centre of the test piece.

The Serviceability design load (6.7kN) shall be applied 5 times and hold for 5 seconds, achieving maximum deflection of CO/45 (13.33mm) and a permanent set of CO/100 (6.0mm).

The ultimate limit state load (10kN) shall be applied Once and hold for 30 seconds, achieving maximum deflection of CO/45 (13.33mm) and a permanent set of CO/100 (6.0mm).

Test sample shall be visually inspected for visible cracking, collapse or other similar forms of structural failure.

Results: Please see table 1 for test results.



THIS DOCUMENT SHALL NOT BE REPRODUCED EXCEPT IN FULL

EMPOWERED BY INNOVATION

Visual inspection:

No Visual signs of visible cracking, collapse or other similar forms of structural failure.

Conclusion:

The sample passed the maximum deflection limit tests, and the maximum permanent set tests.

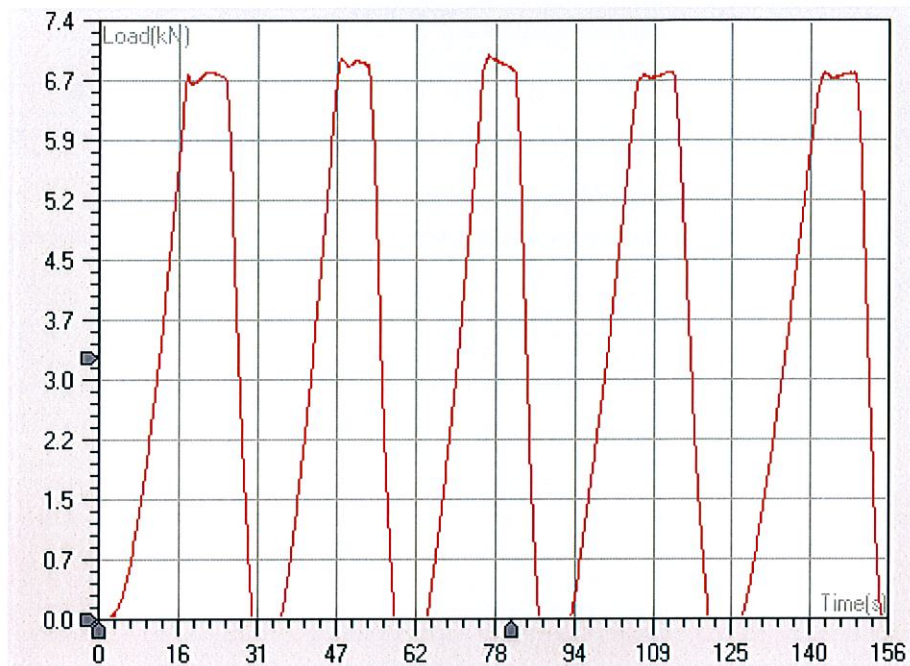
Notes:

Tests were conducted at an ambient temperature of 19°C

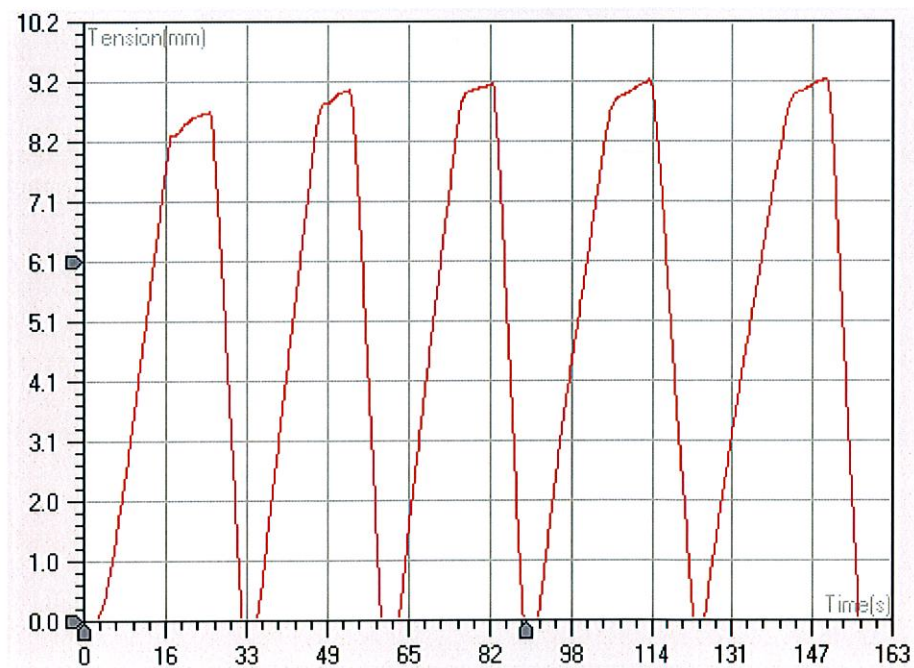
Table 1

Test	Load	Max. Deflection	Permanent set
1	6.7kN	8.7mm	0 mm
2	6.7kN	9.0mm	0 mm
3	6.7kN	9.1mm	0 mm
4	6.7kN	9.2mm	0 mm
5	6.7kN	9.2mm	0 mm
6	10kN	12.7mm	0 mm

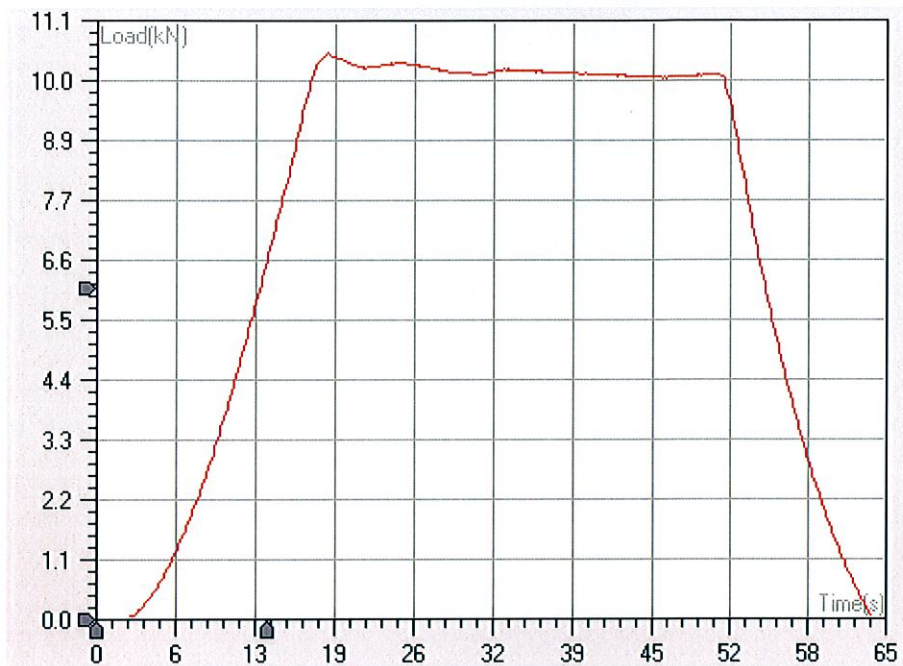
Sample 6 Test 1-5: Force over time – 6.7kN hold for 5 seconds



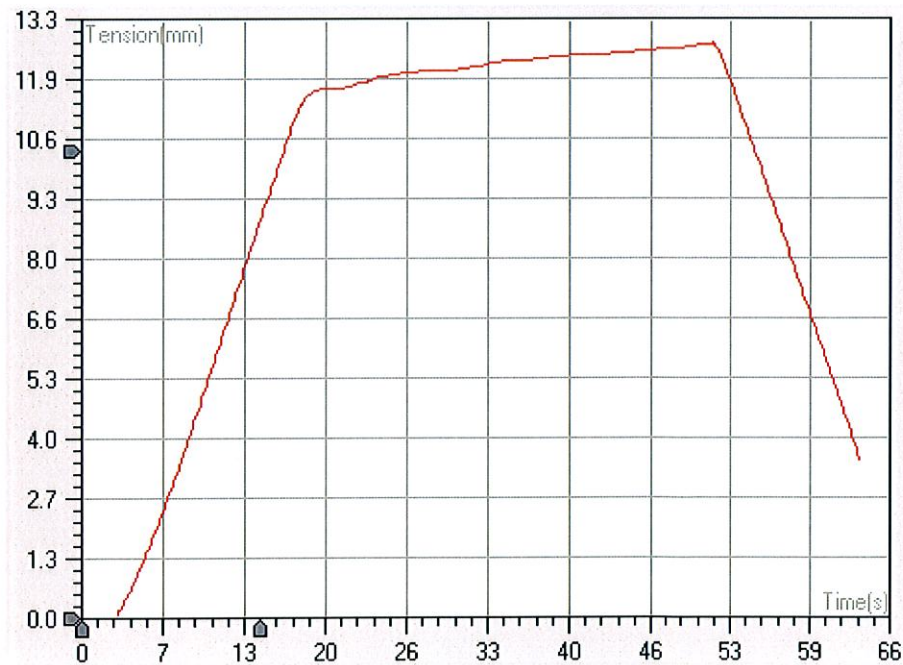
Sample 6 Test 1-5: Displacement over time – 6.7kN hold for 5 seconds



Sample 6 Test 6: Force over time – 10kN hold for 30 seconds



Sample 6 Test 6: Displacement over time – 10kN hold for 30 seconds



Comments: Test Satisfactory

Date of Issue: 10/09/2014

Approved Signatory : _____



Michael Mann