



BEAVER TECHNOLOGY SERVICES PTY LIMITED

ABN 31 145 199 775
19 Bearing Road Seven Hills NSW 2147 Australia
P.O. Box 672 Seven Hills NSW 1730
Phone: (02) 8811 3500
www.btstech.com.au

Certificate of Test & Examination

The results of the tests, calibrations and/or measurements included in this document are traceable to Australian Standards

Certificate No. BTS00408

Date of Test: 10/09/2014

Customer:

Dotmar Engineering Plastic Products
Unit 1 / 25 Loyalty Road,
North Rocks NSW 2151

Order No. 200-159171-0

Internal Order No: 7644

Product Code: N/A

Quantity: 6

Description: NUVEX Boat Board 1200 x 1200 x 25.4mm

Distinguishing Marks: N/A

Serial No. N/A

Proof Load Force: 6.7kN

Ultimate limit state load: 10kN

Weight used: N/A

Test Method:

Sample 5 (White - 25mm) – 950mm CO

The DOTMAR test sample shall be tested to the strength requirements of:

- AS 3996 – Appendix C - Load class A.

In this test a 240 x 240 x 25mm structural plywood foot shall be applied to the test piece with a downward vertical force at the centre of the test piece.

The Serviceability design load (6.7kN) shall be applied 5 times and hold for 5 seconds, achieving maximum deflection of CO/45 (21.11mm) and a permanent set of CO/100 (9.5mm).

The ultimate limit state load (10kN) shall be applied Once and hold for 30 seconds, achieving maximum deflection of CO/45 (21.11mm) and a permanent set of CO/100 (9.5mm).

Test sample shall be visually inspected for visible cracking, collapse or other similar forms of structural failure.

Results: Please see table 1 for test results.



THIS DOCUMENT SHALL NOT BE REPRODUCED EXCEPT IN FULL

EMPOWERED BY INNOVATION

Visual inspection:

No Visual signs of visible cracking, collapse or other similar forms of structural failure.

Conclusion:

The sample passed the maximum deflection limit tests, and the maximum permanent set tests.

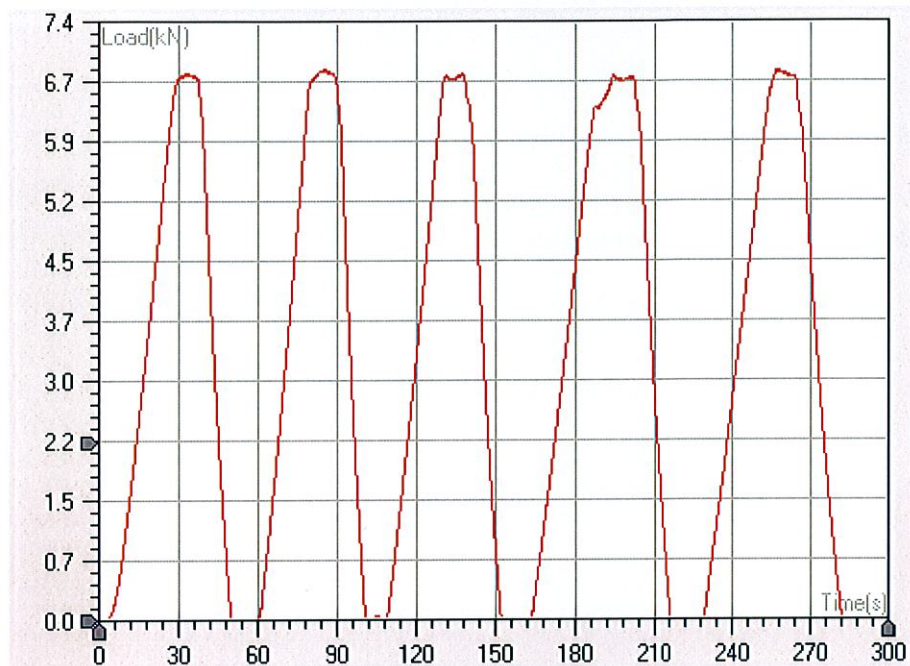
Notes:

Tests were conducted at an ambient temperature of 19°C

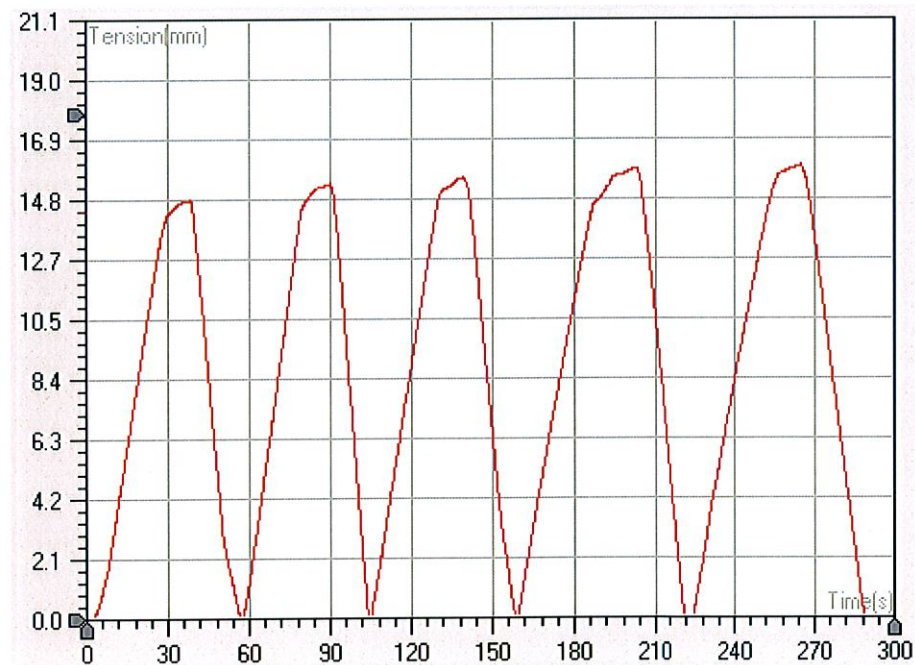
Table 1

Test	Load	Max. Deflection	Permanent set
1	6.7kN	14.7mm	0 mm
2	6.7kN	15.2mm	0 mm
3	6.7kN	15.4mm	0 mm
4	6.7kN	15.7mm	0 mm
5	6.7kN	15.8mm	0 mm
6	10kN	21.0mm	0 mm

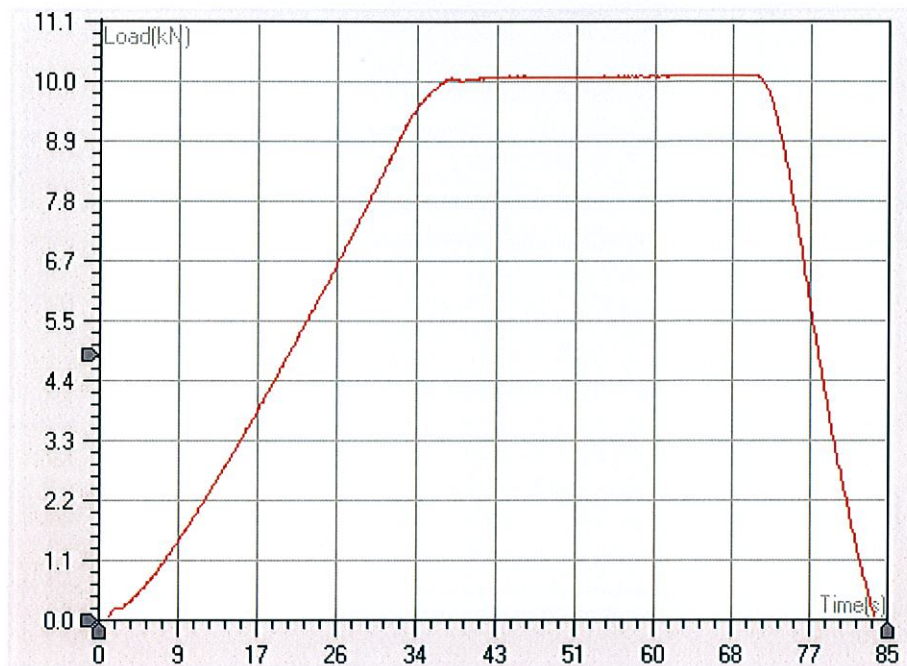
Sample 5 Test 1-5: Force over time – 6.7kN hold for 5 seconds



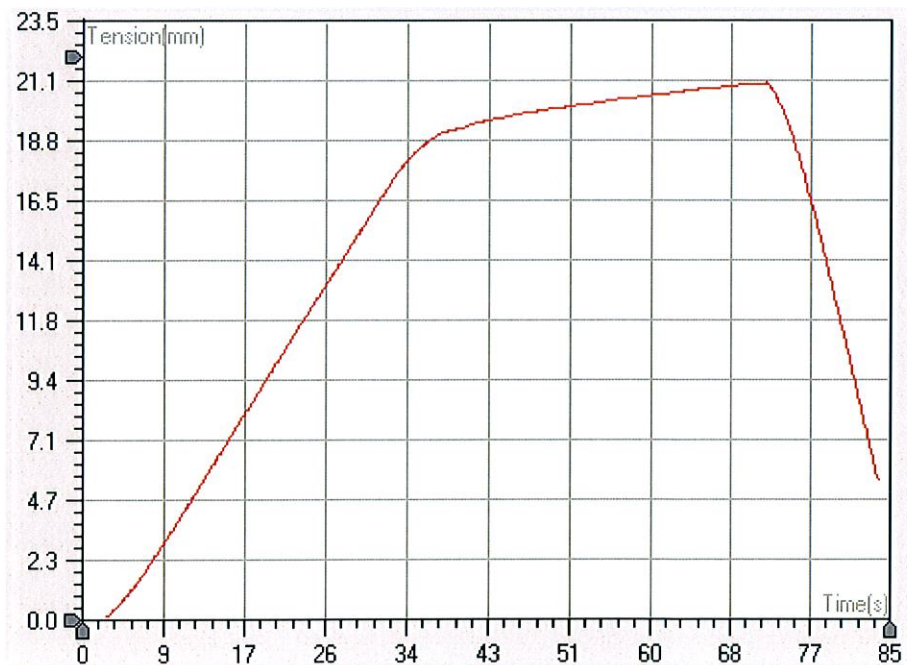
Sample 5 Test 1-5: Displacement over time – 6.7kN hold for 5 seconds



Sample 5 Test 6: Force over time – 10kN hold for 30 seconds



Sample 5 Test 6: Displacement over time – 10kN hold for 30 seconds



Comments: Test Satisfactory

Date of Issue: 10/09/2014

Approved Signatory : _____



Michael Mann